

SOLOY AVIATION SOLUTIONS

TURBINE CESSNA 206 "MARK II"



THE ULTIMATE 206



450 PAT KENNEDY WAY SW, OLYMPIA, WA 98501
PHONE (360) 754-7000 FAX (360) 943-7659 EMAIL soloy@soloy.com
WWW.SOLOY.COM

SPECIFICATIONS (Wheel Plane)

Certification

Part 23 of the Federal Aviation Regulations

Performance

Max Cruise Speed @20K 185 ktas (213 mph)
 Max Range 550 nm (633 miles)
 Max Cruise Speed @12K 172 ktas (198 mph)
 Max Operating Altitude 20,000 ft
 Rate of Climb (Initial at S.L.) 1635 fpm

Weights

Max Ramp Weight 3617 lb
 Max Takeoff Weight 3600 lb
 Max Landing Weight 3600 lb
 Usable Fuel 583 lb (87 gal)
 Payload With Full Fuel 894 lb
 Empty Weight 2140 lb

Powerplant

Rolls-Royce 250-B17F/2
 Takeoff Power (5 min) 417 shp
 Max Continuous Power 322 shp
 Spec Fuel Consumption 0.635 lb/shp/hr
 Prop RPM 2030
 TBO 3500 hrs

Fuel Consumption

	PALT	KTAS	TQ	FF PPH/GPH
Fast Cruise	6,000	157	70	192/28.7
Slow Cruise	6,000	136	50	156/23.3
Loiter	6,000	93	30	120/17.9
Fast Cruise	10,000	167	70	185/27.6
Slow Cruise	10,000	145	50	148/22.1
Loiter	10,000	99	30	112/16.7

Noise Level

72.4 db 100% Power/2030 RPM
 FAR Part 36, Appendix G, Amdt 28
 ICAO Annex 16, Chapter 10

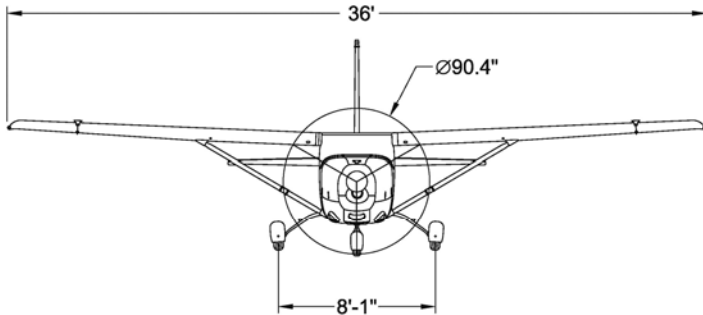
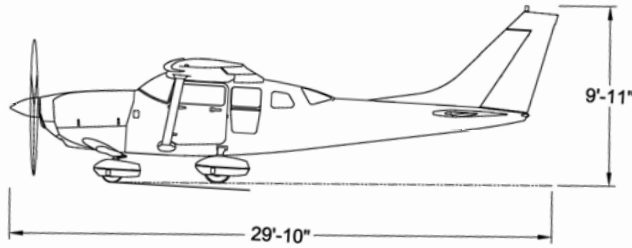
Service and Support

Soly

- United States & Canada
 Soly, LLC
 Olympia, WA
- Europe
 Aerotec T. Uhl
 Germany

Rolls-Royce

- Model 250 FIRST
 Network of worldwide
 authorized repair and
 overhaul centers

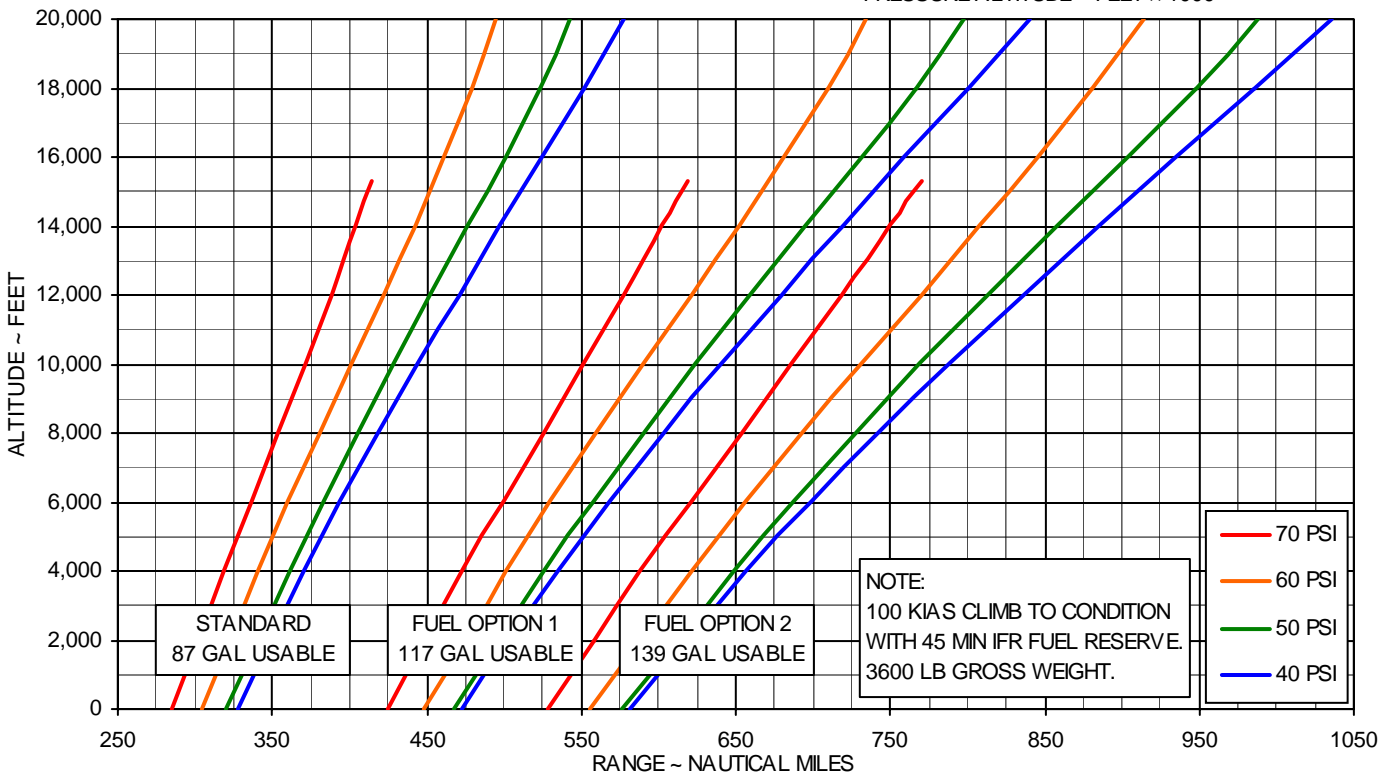
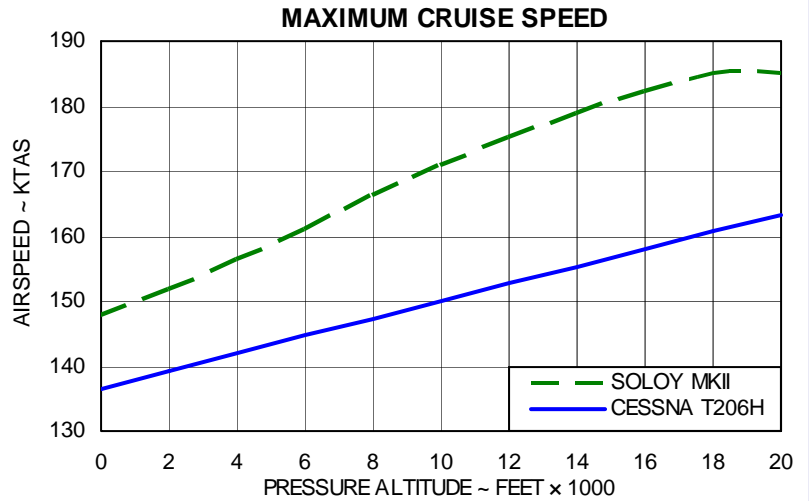
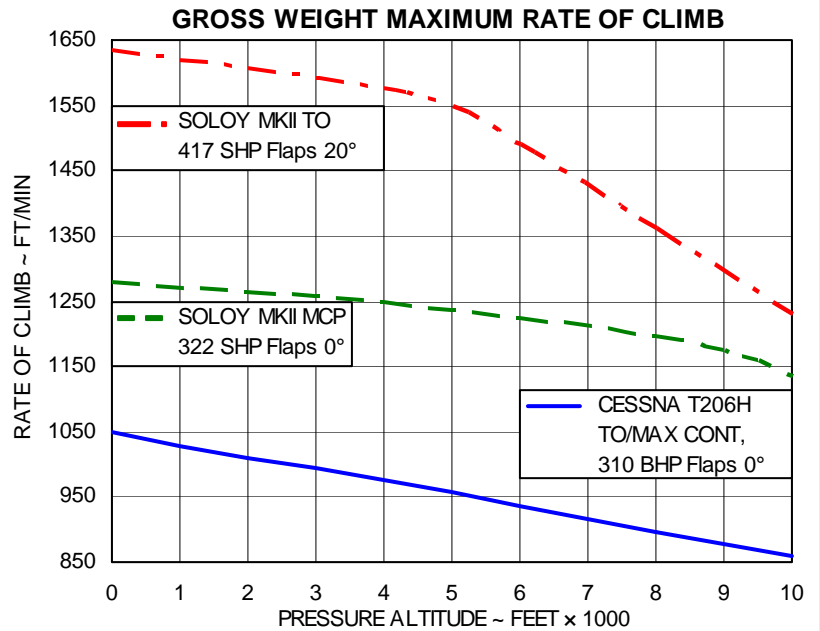


STANDARD EQUIPMENT

Airframe - 206H/T206H
 Powerplant - Rolls-Royce 250-B17F/2
 Bleed Air Heater
 Dual Vacuum Pumps
 Electric Inlet & Prop Deice Systems
 Continuous Ignition
 185 Amp Generator Capability
 Hartzell Reversing Propeller

OPTIONAL EQUIPMENT

Wipaire 3450 Amphibious Floats
 LH Observation Window
 Recessed Headliner & 4-Point Harness
 Fuel Option 1 - 30 Additional Gallons
 Fuel Option 2 - 54 Additional Gallons



LAW ENFORCEMENT PACKAGE

OPTIONAL EQUIPMENT

Multi-Sensor Camera Mount on Wing

Increased Clearance Cabin Headliner

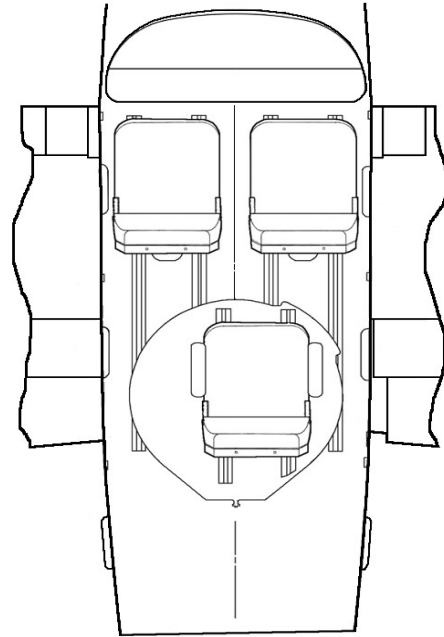
- Observer has more headroom

Solo Observer Window

- Expanded left side visibility

Solo Observer Seat

- Lockable in various positions




Law Enforcement Interior



Universal IR Camera Mount & Observation Window



185 AMP Generator Capability



Fully Articulated Observer Seat with Headliner Modification & 4-Point Pilot/Copilot Shoulder Harnesses with Re-contoured Headliner